

Distributed by:

**Transform Your Tomorrow**




✓ Invest today and be a part of the evolving mid cap segment having the potential to grow and become the leaders of tomorrow.

**Mahindra Manulife  
Mid Cap Fund**

(Mid Cap Fund - An open ended equity scheme predominantly investing in mid cap stocks)

October 31, 2024

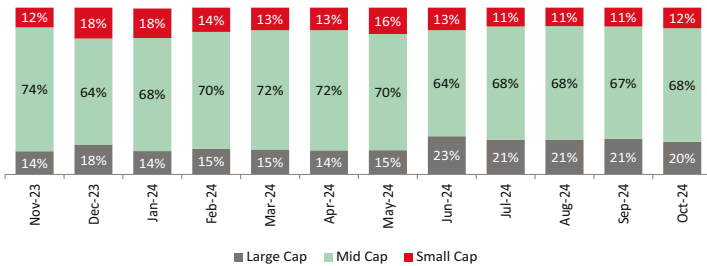
**Why invest in this Scheme ?**

-  Selection of focused sustainable businesses from across sectors
-  Potential to generate higher risk adjusted returns in the long term
-  Active management of portfolio with primary investments in mid-caps

**Scheme Positioning**

- A portfolio largely of market leaders in their respective product segments and focused-line businesses in larger markets that are likely to be tomorrow's large caps.
- A portfolio of companies with high growth potential and a robust balance sheet to support such growth.

**12 Month Market Capitalization Trend (% to Equity Holdings)**



As per the Market Capitalization data provided by AMFI (In line with the applicable SEBI guidelines)

**Top 5 Sectors of the scheme (% to Net Assets)**

Sector	MMMCF*	Nifty Midcap 150 TRI
Financial Services	22.21%	20.37%
Capital Goods	11.85%	14.57%
Automobile And Auto Components	10.24%	8.18%
Healthcare	9.74%	11.03%
Information Technology	7.94%	7.15%

\*Mahindra Manulife Mid Cap Fund

Data as on October 31, 2024


**Significant Portfolio changes of the Current Month**

Fresh Additions	Complete Exits
<b>Security</b>	<b>Security</b>
Aditya Birla Real Estate Limited	Aarti Industries Limited
Piramal Enterprises Limited	Century Textiles & Industries Limited

**Portfolio Update for the Month**

- Key Overweight sectors/Industries include Financial Services, Automobile and Auto Components and Construction Materials vs scheme benchmark.
- Key Underweight sectors /Industries include Chemicals, Capital Goods and Realty vs scheme benchmark.

**Asset Allocation (%)**



Data as on October 31, 2024

**Top 10 Equity Holdings (as on October 31, 2024)**

Security	% to Net Assets
Persistent Systems Limited	3.57%
State Bank of India	3.14%
Max Healthcare Institute Limited	3.05%
LTIMindtree Limited	2.56%
Indian Bank	2.48%
Godrej Industries Limited	2.30%
Aurobindo Pharma Limited	2.30%
Nippon Life India Asset Management Limited	2.17%
CG Power and Industrial Solutions Limited	2.10%
Piramal Enterprises Limited	2.07%
<b>Total</b>	<b>25.74%</b>

**Portfolio Stats**

Turnover Ratio (Last 1 year)	0.73
Standard Deviation	15.71%
Beta	0.95
Sharpe Ratio <sup>†</sup>	1.02
Jenson's Alpha	0.0634

<sup>†</sup>Risk-free rate assumed to be 6.61% (MIBOR as on 31-10-24) -Source:www.mmda.org  
Note: As per AMFI guidelines for factsheet, the ratios are calculated based on month rolling returns for last 3 years. Data as on October 31, 2024

**Note:** The companies/stock(s) referred above are only for the purpose of disclosure of significant portfolio changes during the month and should not be construed as recommendation to buy/sell/hold. The fund manager may or may not choose to hold these companies/stocks, from time to time. Investors are requested to consult their financial, tax and other advisors before taking any investment decision(s). Data as on October 31, 2024

## Scheme Details

### Investment Objective:

The investment objective of the Scheme is to seek to generate long term capital appreciation & provide long-term growth opportunities by investing in a portfolio constituted of equity & equity related securities and derivatives predominantly in mid cap companies. However, there can be no assurance that the investment objective of the Scheme will be achieved.

### Fund Manager:

**Mr. Krishna Sanghavi**<sup>EE</sup>

**Total Experience :** 27 years | **Experience in managing this fund:** Not available (Managing since October 24, 2024)

**Mr. Manish Lodha**

**Total Experience :** 23 years | **Experience in managing this fund:** 3 years and 10 months (Managing since December 21, 2020)

<sup>EE</sup>Pursuant to change in Fund Management Responsibilities, the scheme shall be managed by Mr. Krishna Sanghavi effective October 24, 2024.

**Date of allotment:** January 30, 2018

**Benchmark:** Nifty Midcap 150 TRI

**Option:** IDCW (IDCW Option will have IDCW Reinvestment (D) & IDCW Payout facility) and Growth (D)  
D-Default

**Minimum Application Amount:** Rs. 1,000/- and in multiples of Re. 1/- thereafter

**Minimum Additional Purchase Amount:** Rs. 1,000/- and in multiples of Re. 1/- thereafter

**Minimum Repurchase Amount:** Rs. 1,000/- or 100 units or account balance, whichever is lower

**Minimum Weekly & Monthly SIP Amount:** Rs 500 and in multiples of Re. 1/- thereafter

**Minimum Weekly & Monthly SIP Installments:** 6

**Minimum Quarterly SIP Amount:** Rs 1,500 and in multiples of Re. 1/- thereafter

**Minimum Quarterly SIP installments:** 4

**Monthly AUM as on October 31, 2024 (Rs. in Cr.):** 3,385.13

**Monthly AUM as on October 31, 2024 (Rs. in Cr.):** 3,340.74

**Entry Load:** Not applicable

**Exit Load:** • An Exit Load of 1% is payable if Units are redeemed / switched-out upto 3 months from the date of allotment;

• Nil if Units are redeemed / switched-out after 3 months from the date of allotment.

## Scheme Performance (as on October 31, 2024)

Mahindra Manulife Mid Cap Fund	CAGR Returns (%)				Value of Investment of ₹ 10,000*				NAV / Index Value (as on October 31, 2024)
	1 Year	3 Years	5 Years	Since Inception	1 Year (₹)	3 Years (₹)	5 Years (₹)	Since Inception	
Regular Plan - Growth Option	49.45	23.70	27.59	19.43	14,961	18,962	33,859	33,195	33.1946
Nifty Midcap 150 TRI <sup>A</sup>	44.01	23.21	28.45	18.05	14,415	18,734	35,021	30,689	26,381.69
Nifty 50 TRI <sup>AA</sup>	28.30	12.35	16.61	13.71	12,839	14,195	21,582	23,829	35,971.14

<sup>A</sup>Benchmark <sup>AA</sup>Additional Benchmark. CAGR - Compounded Annual Growth Rate. Inception/Allotment date: 30-Jan-18. **Past performance may or may not be sustained in future and should not be used as a basis of comparison with other investments.** Since inception returns of the scheme is calculated on face value of Rs. 10 invested at inception. The performance details provided above are of Growth Option under Regular Plan. Different Plans i.e Regular Plan and Direct Plan under the scheme has different expense structure. \*Based on standard investment of Rs. 10,000 made at the beginning of the relevant period. Mr. Krishna Sanghavi is managing this fund since October 24, 2024. Mr. Manish Lodha is managing this fund since December 21, 2020. **Note:** Pursuant to change in Fund Management Responsibilities, the scheme shall be managed by Mr. Navin Matta and Ms. Fatema Pacha effective from October 24, 2024.

## SIP Performance (as on October 31, 2024)

SIP Investment Period	Total Amount Invested (₹)	Regular Plan		Nifty Midcap 150 TRI <sup>A</sup>		Nifty 50 TRI <sup>AA</sup>	
		Market Value (₹)	CAGR Returns (%)	Market Value (₹)	CAGR Returns (%)	Market Value (₹)	CAGR Returns (%)
1 Year	1,20,000	1,37,762	28.48	1,34,607	23.27	1,29,344	14.72
3 Years	3,60,000	5,80,907	33.65	5,62,670	31.24	4,64,325	17.23
5 Years	6,00,000	13,05,380	31.68	12,97,921	31.44	9,55,291	18.66
Since Inception	8,10,000	20,51,062	27.18	20,24,229	26.79	14,51,357	17.01

<sup>A</sup>Benchmark <sup>AA</sup>Additional Benchmark. CAGR - Compounded Annual Growth Rate. Inception/Allotment date: 30-Jan-18. **Past performance may or may not be sustained in future and should not be used as a basis of comparison with other investments.** Returns greater than 1 year period are compounded annualized. For SIP returns, monthly investment of equal amounts invested on the 1st business day of every month has been considered. CAGR Returns (%) are computed after accounting for the cash flow by using the XIRR method (investment internal rate of return).

### Distributed by:

**Disclaimer:** Readers of this material should rely on information / data arising out of their own investigations and advised to seek independent professional advice and arrive at an informed decision before making any investments. Neither Mahindra Manulife Investment Management Private Limited nor Mahindra Manulife Trustee Private Limited, its directors or associates shall be liable for any damages that may arise from the use of the information contained herein.

**Get in touch:** Unit No. 204, 2nd Floor, Amity Building, Piramal Agastya Corporate Park, LBS Road, Kamani Junction, Kurla (W), Mumbai - 400 070.  
Phone: +91-22-66327900, Fax: +91-22-66327932  
Toll Free No.: 1800 419 6244 Website: www.mahindramanulife.com

Scheme Name	This Product is Suitable for investors who are seeking*	Scheme Riskometer	Scheme Benchmark	Benchmark Riskometer
<b>Mahindra Manulife Mid Cap Fund</b>	<ul style="list-style-type: none"> <li>Long term capital appreciation</li> <li>Investment predominantly in equity and equity related securities including derivatives of mid cap companies.</li> </ul>	<p>Investors understand that their principal will be at very high risk</p>	<b>Nifty Midcap 150 TRI</b>	

\*Investors should consult their financial advisers if in doubt about whether the product is suitable for them.

**Mutual Fund investments are subject to market risks, read all scheme related documents carefully.**

**Performance of other schemes managed by the Fund Manager(s)**

Scheme Name	Scheme Inception Date	Fund Manager(s)	Managing since	CAGR Returns (%)		
				1 yr	3 yrs	5 yrs
<b>Mahindra Manulife ELSS Tax Saver Fund - Reg - Growth</b>	18-Oct-16	Ms. Fatema Pacha	16-Oct-20	28.73	13.35	18.31
		Mr. Manish Lodha	21-Dec-20			
Nifty 500 TRI <sup>A</sup>				36.22	15.71	19.75
<b>Mahindra Manulife Multi Cap Fund - Reg - Growth</b>	11-May-17	Mr. Manish Lodha	21-Dec-20	40.24	18.18	24.63
		Ms. Fatema Pacha	16-Oct-20			
Nifty 500 Multicap 50:25:25 TRI <sup>A</sup>				39.56	18.58	23.46
<b>Mahindra Manulife Equity Savings Fund - Reg - Growth</b>	01-Feb-17	Mr. Manish Lodha (Equity Portion)	21-Dec-20	15.45	7.91	11.21
		Mr. Renjith Sivaram (Equity Portion)	03-Jul-23			
		Mr. Rahul Pal (Debt Portion)	05-Jan-24			
		Mr. Pranav Patel <sup>5</sup>	Since inception			
Nifty Equity Savings index <sup>A</sup>				14.90	8.56	10.07
<b>Mahindra Manulife Aggressive Hybrid Fund - Reg - Growth</b>	19-July-19	Ms. Fatema Pacha (Equity Portion)	16-Oct-20	33.70	15.52	18.98
		Mr. Manish Lodha (Equity Portion)	21-Dec-20			
		Mr. Rahul Pal (Debt Portion)	Since inception			
		Mr. Amit Garg (Debt Portion)	02-May-24			
CRISIL Hybrid 35+65 Aggressive Index <sup>A</sup>				25.57	11.89	15.10
<b>Mahindra Manulife Large &amp; Mid Cap Fund - Reg - Growth</b>	30-Dec-19	Mr. Manish Lodha	21-Dec-20	34.84	15.97	-
NIFTY Large Midcap 250 TRI <sup>A</sup>				38.47	18.19	-
<b>Mahindra Manulife Arbitrage Fund - Reg - Growth</b>	24-Aug-20	Mr. Navin Matta <sup>EE</sup> (Equity Portion)	24-Oct-24	5.96	4.79	-
		Mr. Manish Lodha (Equity Portion)	21-Dec-20			
		Mr. Rahul Pal (Debt Portion)	Since inception			
Nifty 50 Arbitrage Index <sup>A</sup>				7.16	6.24	-
<b>Mahindra Manulife Flexi Cap Fund - Reg - Growth</b>	23-Aug-21	Ms. Fatema Pacha	Since inception	31.11	15.39	-
		Mr. Manish Lodha				
Nifty 500 TRI <sup>A</sup>				36.22	15.71	-
<b>Mahindra Manulife Focused Fund - Reg - Growth</b>	17-Nov-20	Mr. Krishna Sanghavi	Since inception	42.58	19.48	-
		Ms. Fatema Pacha	21-Dec-20			
Nifty 500 TRI <sup>A</sup>				36.22	15.71	-
<b>Mahindra Manulife Balanced Advantage Fund - Reg - Growth</b>	30-Dec-21	Mr. Manish Lodha (Equity Portion)	Since inception	26.45	-	-
		Ms. Fatema Pacha (Equity Portion)				
		Mr. Rahul Pal (Debt Portion)				
Nifty 50 Hybrid Composite Debt 50: 50 Index <sup>A</sup>				18.75	-	-
<b>Mahindra Manulife Small Cap Fund - Reg - Growth</b>	12-Dec-22	Mr. Krishna Sanghavi <sup>EE</sup>	24-Oct-24	51.50	-	-
		Mr. Manish Lodha	Since inception			
BSE 250 Small Cap TRI <sup>A</sup>				46.91	-	-
<b>Mahindra Manulife Business Cycle Fund - Reg - Growth</b>	11-Sep-23	Mr. Krishna Sanghavi	Since inception	53.40	-	-
		Mr. Renjith Sivaram				
		Mr. Pranav Patel <sup>#</sup>	05-Jan-24			
Nifty 500 TRI <sup>A</sup>				36.22	-	-

<sup>A</sup>Benchmark CAGR - Compounded Annual Growth Rate. <sup>5</sup>Dedicated Fund Manager for Overseas Investments.

**Past performance may or may not be sustained in future and should not be used as a basis of comparison with other investments.** The performance details provided above are of Growth Option under Regular Plan. Different Plans i.e Regular Plan and Direct Plan under the scheme has different expense structure. Mr. Krishna Sanghavi manages 4 schemes and Mr. Manish Lodha manages 11 schemes of Mahindra Manulife Mutual Fund. The performance data for the schemes which have not completed one year has not been provided.

Performance as on October 31, 2024

<sup>EE</sup>Pursuant to change in Fund Management Responsibilities, the scheme shall be managed by Mr. Krishna Sanghavi effective October 24, 2024.

<sup>#</sup>Pursuant to change in Fund Management Responsibilities, the scheme shall be managed by Mr. Navin Matta effective October 24, 2024.

**Disclaimer :** Readers of this material should rely on information / data arising out of their own investigations and advised to seek independent professional advice and arrive at an informed decision before making any investments. Neither Mahindra Manulife Investment Management Private Limited nor Mahindra Manulife Trustee Private Limited, its directors or associates shall be liable for any damages that may arise from the use of the information contained herein.

**Get in Touch:** Unit No. 204, 2nd Floor, Amity Building, Piramal Agastya Corporate Park, LBS Road, Kamani Junction, Kurla (W), Mumbai - 400 070.  
Phone: +91-22-66327900, Fax: +91-22-66327932, Toll Free No.: 1800 419 6244 Website: www.mahindramanulife.com

**Mutual Fund investments are subject to market risks, read all scheme related documents carefully.**